

**Rental  
&  
Sale**

**Establishing an  
Uncompromising  
Safety Benchmark for  
Working at Heights.**

### **Our Products:**

- \* **Aluminum Mobile Scaffold**
- \* **Ladders**
- \* **Cup Lock**
- \* **Ring Lock**
- \* **Scissor Lift**
- \* **Boom Lift  
and Many More**

# **SCAFFOLDING**

*The Organization is headed by specialists and professionals having years of experience in this field*

# ABOUT US

The Organization is headed by specialists and professionals having years of experience in this field



## Welcome to Yuvak Access Equipments

We are a reputed organisation specializing in providing effective solutions in the field of scaffolding and formworks. We are one stop station for all the scaffolding and formwork solutions along with its accessories. Our organization is committed to excellence, safety, and innovation, making us the preferred choice for customers seeking reliable products and services in the construction and maintenance industry.

At Yuvak Access Equipments we take immense pride in our extensive experience and expertise in designing, manufacturing, and supplying scaffolding and formworks that meet the highest industry standards. Our team of dedicated professionals work diligently to deliver superior products that enhance safety, efficiency, and productivity on construction sites.

With a customer-centric approach, we aim to build strong and long-lasting relationships with our clients by offering exceptional customer service and tailored solutions to meet their unique requirements. We prioritize transparency, ethical business practices, and sustainability in all our operations, ensuring that our customers can rely on us for their construction needs.

## OUR MISSION

Our mission is to empower the construction industry with safe and efficient scaffolding and formworks.

We strive for excellence, promote safety, foster innovation, build strong partnerships, and empower our employees for mutual growth and success.

## OUR VISION

Our vision is to revolutionize the construction industry with cutting-edge solutions. We aim to expand globally, invest in research and development, promote sustainability, and ensure customer satisfaction at every step.

Together, we build a safer and more efficient future for construction projects worldwide.

# MOBILE SCAFFOLDING

## DW08

Scaffolding Bay Size	-	1350 x 1800 MM
Working Height (WH)	-	8.3 Mtr
Tower Height (TH)	-	7.3 Mtr
Platform Height (PH)	-	6.3 Mtr
Safe Working Load (SWL)	-	250 Kgs



## DW06

Scaffolding Bay Size	-	1350 x 1800 MM
Working Height (WH)	-	6.3 Mtr
Tower Height (TH)	-	5.3 Mtr
Platform Height (PH)	-	4.3 Mtr
Safe Working Load (SWL)	-	250 Kgs



## DW05

Scaffolding Bay Size	-	1350 X 1800 MM
Working Height (WH)	-	5.3 Mtr
Tower Height (TH)	-	4.3 Mtr
Platform Height (PH)	-	3.3 Mtr
Safe Working Load (SWL)	-	250 Kgs



## DW04

Scaffolding Bay Size	-	1350 X 1800 MM
Working Height (WH)	-	4.3 Mtr
Tower Height (TH)	-	3.3 Mtr
Platform Height (PH)	-	2.3 Mtr
Safe Working Load (SWL)	-	250 Kgs




## NW06

Scaffolding Bay Size	-	750x 1800 MM
Working Height (WH)	-	6.3 Mtr
Tower Height (TH)	-	5.3 Mtr
Platform Height (PH)	-	4.3 Mtr
Safe Working Load (SWL)	-	150 Kgs



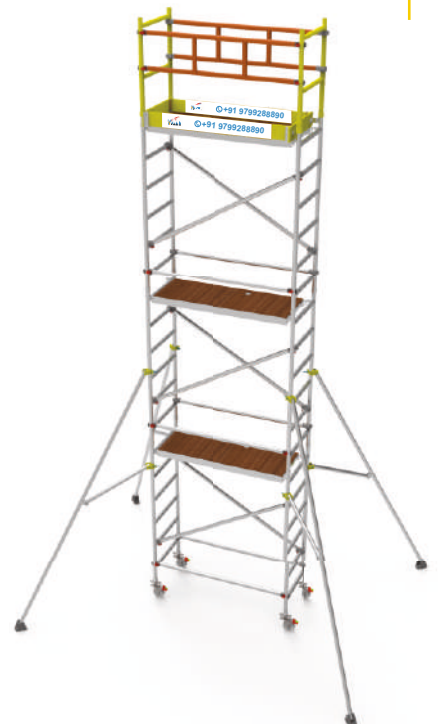
## NW07

Scaffolding Bay Size	-	750x 1800 MM
Working Height (WH)	-	7.3 Mtr
Tower Height (TH)	-	6.3 Mtr
Platform Height (PH)	-	5.3 Mtr
Safe Working Load (SWL)	-	150 Kgs



## NW08

Scaffolding Bay Size	-	750x 1800 MM
Working Height (WH)	-	8.3 Mtr
Tower Height (TH)	-	7.3 Mtr
Platform Height (PH)	-	6.3 Mtr
Safe Working Load (SWL)	-	150 Kgs



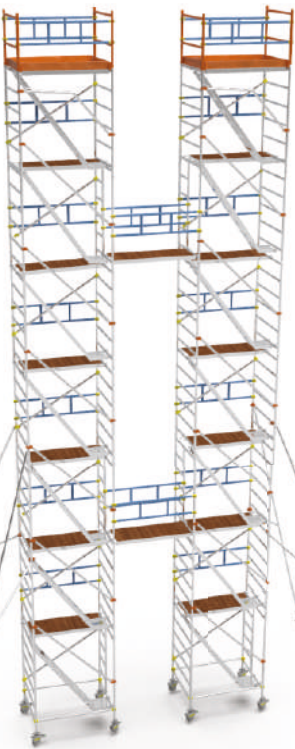
# CUSTOMIZED ALUMINUM SCAFFOLDING



Cantilever Scaffold



Mini Flex



Bridge Tower



Joint tower



Truck Ladder



Customized Scaffold Tower

# LADDER SCAFFOLD



# ALUMINIUM SCAFFOLDING COMPONENTS



## COMPONENTS




HFrame (N)



HFrame (D)



Entry H Frame



Guard Rail (N)



Guard Rail (D)



Diagonal Bracing




Horizontal Bracing



Special Bracing



Resting Platform



Trapdoor Platform



Full Openable Platform



Stairladder



Ladder Support



Top Ladder Support



Stabilizer



Toe Boards



Castor Wheel



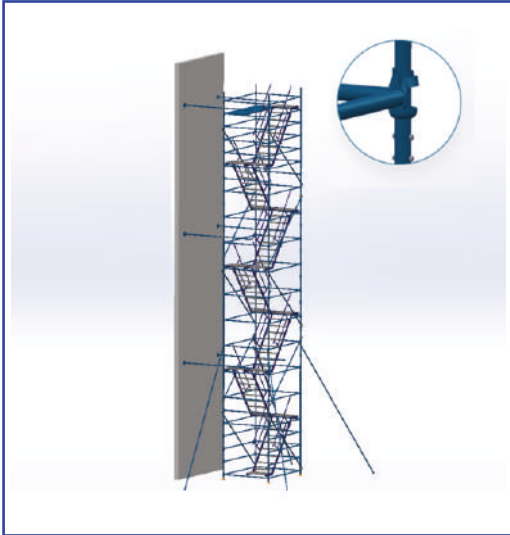
MS Base Frame

# STEEL SCAFFOLDING

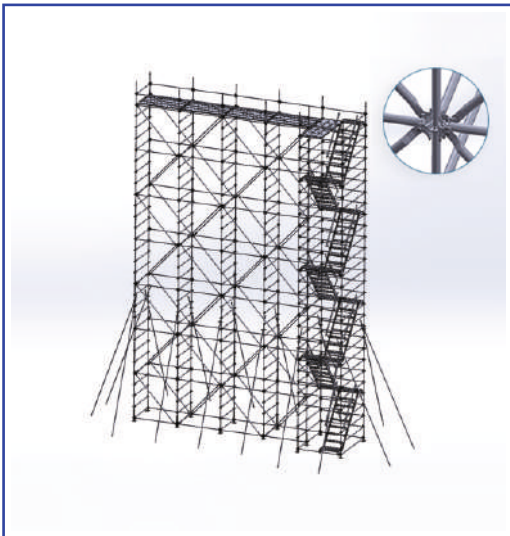
A



Cuplock



Ringlock



H Frame



## Features of steel scaffolding

- Conforms to IS Standards.
- For External, Internal & Shuttering Applications.
- Available in A Class (Light Duty), B Class (Medium Duty), C Class (Heavy Duty).
- Finishes - Bare, Painted and Galvanized (Pre and HDG).
- Scaffolding Standard is as per IS2750.
- Relevant standard with IS2750 are IS3696, BS1139 and OSHA Standard.
- Pipe Grade IS1161 / IS1239.
- Sheet Grade IS1079 / IS513 / IS2062.
- Coupler Grade BS1139 / EN74.
- Coupler Finish is Electroplated.
- Advisable for Heavy Construction Work preferably.
- Staircase shall be provided with attached landing and Handrail Supports.
- Anchoring and Bracing Pipes given to enhance strength.
- High Rise Towers Feasibility.
- Maximum load on the work platform would be 300 kg/Sqm.
- More connection points to increase Structure in any direction.

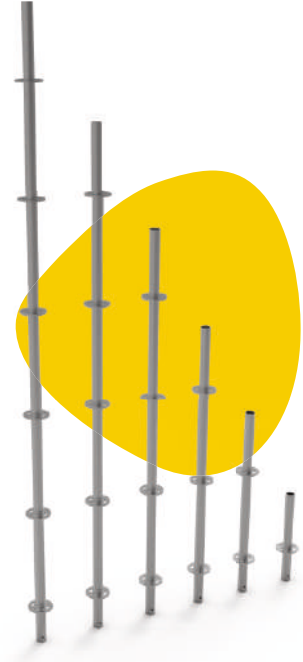
Pipe & Coupler



## RINGLOCK VERTICAL


Name	Dia	Length in mm
Ringlock Vertical 0.5mtr 1Ring	48	500
Ringlock Vertical 1.0mtr 1Ring	48	1000
Ringlock Vertical 1.5mtr 2Rings	48	1500
Ringlock Vertical 2.0mtr 2Rings	48	2000
Ringlock Vertical 2.5mtr 3Rings	48	2500
Ringlock Vertical 3.0mtr 3Rings	48	3000
Ringlock Vertical 1.0mtr 2Rings	48	1000
Ringlock Vertical 1.5mtr 3Rings	48	1500
Ringlock Vertical 2.0mtr 4Rings	48	2000
Ringlock Vertical 2.5mtr 5Rings	48	2500
Ringlock Vertical 3.0mtr 6Rings	48 <td 3000	

(Note - also available with attached spigot)



## RINGLOCK HORIZONTAL

Name	Dia	Length in mm
Ringlock Horizontal 0.5mtr	48	500
Ringlock Horizontal 0.6mtr	48	600
Ringlock Horizontal 0.8mtr	48	800
Ringlock Horizontal 0.9mtr	48	900
Ringlock Horizontal 1.0mtr	48	1000
Ringlock Horizontal 1.2mtr	48	1200
Ringlock Horizontal 1.25mtr	48	1250
Ringlock Horizontal 1.5mtr	48	1500
Ringlock Horizontal 1.8mtr	48	1800
Ringlock Horizontal 2.0mtr	48	2000
Ringlock Horizontal 2.25mtr	48	2250
Ringlock Horizontal 2.5mtr	48	2500
Ringlock Horizontal 3.0mtr	48	3000





## RIGHT ANGLE SHEET PRESSED COUPLER

Name	Size
Right Angle Sheet 40NB (48.3OD)x40NB (48.3OD)	40 x 40 NB
Right Angle Sheet 50NB (60.3OD)x50NB (60.3OD)	50 x 50 NB
Right Angle Sheet 40NB (48.3OD)x50NB (60.3OD)	40 x 40 NB



## RIGHT ANGLE DROP FORGED COUPLER

Name	Size
Right Angle Forged 40NB (48.3OD)x40NB (48.3OD)	40 x 40 NB
Right Angle Forged 50NB (60.3OD)x50NB (60.3OD)	50 x 50 NB
Right Angle Forged 40NB (48.3OD)x50NB (60.3OD)	40 x 40 NB



## SWIVEL SHEET PRESSED COUPLER

Name	Size
Swivel Sheet Pressed 40NB (48.3OD)x40NB (48.3OD)	40 x 40 NB
Swivel Sheet Pressed 50NB (60.3OD)x50NB (60.3OD)	50 x 50 NB
Swivel Sheet Pressed 40NB (48.3OD)x50NB (60.3OD)	40 x 40 NB



## SWIVEL DROP FORGED COUPLER

Name	Size
Swivel Forged 40NB (48.3OD)x40NB (48.3OD)	40 x 40 NB
Swivel Forged 50NB (60.3OD)x50NB (60.3OD)	50 x 50 NB
Swivel Forged 40NB (48.3OD)x50NB (60.3OD)	40 x 40 NB





# SCISSOR LIFT

**Height Upto 20 Meter  
Available in Diesel And Electric**



# BOOM LIFT

**Height Upto 45 Meter  
Available in Diesel Only**





## Quality, Guaranteed

Our products are manufactured from the finest raw materials sourced from around the world combining state-of-the-art technology with skilled craftsmanship.

We ensure all our products pass the stringent standards of quality and that's the nTurm guarantee.



### YUVAK ACCESS

MUMBAI | NOIDA | BENGALURU | HYDERABAD KOLKATA

## Contact Us

 +91 9799288890 / 7980448987

 yuvakaccess23@gmail.com

 [www.yuvakaccess.in](http://www.yuvakaccess.in)



HQ : A-04, Mahavir Industrial Estate,  
Jabar Pada, Pelhar, Vasai East .  
Maharashtra - 401208.